

SAVE THIS GUIDE TO HELP PLAN YOUR NEXT HOME TRANSITION



Mid-Shores

HOME BUILDERS ASSOCIATION INC.



LEARN MORE ABOUT CREATING SPACES THAT SUPPORT YOUR FAMILY'S NEEDS

Page 1 – MSHBA Members

Page 3 – All the Buzz About Electronic Doorbells

Page 9 – 5 Ways to Make Small Rooms Look Larger

Page 15 – How to be Prepared if Disaster Strikes

Page 19 – 3 Low-Cost Ways to Create Stunning Spaces

www.midshoreshomebuilders.com



2024 Home Planning Guide

FLEXIBLE SPACES FOR MODERN LIFE
Your home should reflect your ever-changing family needs.

AREA'S MOST EXPERIENCED and only 100% in-house, no subcontractors Geothermal Installer

It's not just the right thing to do...
IT MAKES \$ENSE.
Lots of Cents!

Geothermal tax credit is BACK!

Committed to staying on top of new technologies in HVAC systems and continuing to satisfy your needs with:

- Geothermal & Conventional Heating, Cooling & Hot Water
- Mini Split Heat Pumps
- Carrier Furnaces and Air Conditioners
- Hi-Velocity Mini Duct Systems
- Indoor Air Quality
- Duct Cleaning
- Heat Gain/Loss Calculations
- Refrigeration Services
- Architectural Sheetmetal Fabrication
- Professional Workmanship
- Boilers
- In Floor Heat

Nothing Else Measures Up!



Member WI Geothermal Assoc.
IGSHPA Accredited
NATE Certified

WE SERVICE ALL BRANDS OF FURNACES AND AIR CONDITIONERS



Ask Us about our Trenchless Technology – Less Mess!

www.advancedcustomgeothermal.com

Mid-Shores Home Builders Association Inc. Members

Appliances

Silica For Your Home 920-929-0126

Automotive Dealership

Vande Hey Brantmeier 920-849-9331

Builder/Contractor

Atkins Development Group 920-288-1687
Best Exteriors LLC 920-659-1555
Birschbach Builders LLC 920-238-9253
Christel & Heiberger Builders, Inc. 920-898-2820
Green Hammer Construction LLC 920-905-3513
K & J Construction and Design LLC 920-849-8811
Kraus Construction, Inc. 920-894-7008
Schneider & Schneider Construction, LLC 920-898-1300

Building Supplies/Lumberyard

Drexel Building Supply 920-894-2424
Potter Building Supply 920-853-3814

Cabinetry

Interior Woodworking, LLC 920-230-6040
Valley Cabinet Inc. 920-347-1168

Concrete/Masonry

Darboy Stone & Brick, Inc. 920-734-2882
Roffers Concrete Construction Inc. 920-864-7624

Excavating

Jannette Trucking and Excavating, Inc. 920-853-3454

Exterior Home Improvement

Wrightway Home Improvements 920-923-0721

Financial

Great Midwest Bank 920-849-9382
Premier Financial Credit Union 920-898-4232
State Bank of Chilton 920-849-9371

Flooring

Chilton Furniture, Inc. 920-849-9023
Precision Floors & Décor 920-400-1123

Gutters/Downspouts

Nickols Gutters 920-841-1069
Pinnow Sheet Metal Inc. 920-231-8632

Heating/Air Conditioning

Advanced Custom Geothermal LLC 920-894-3999
Manitowoc Heating & Refrigeration Services, Inc. 920-686-7378

Insulation

Alpine Insulation Co., Inc. 920-458-8188
City Wide Insulation 920-336-2603

Plumbing

Ditter Plumbing Co. 920-898-4192
Meggers Enterprise LLC 920-894-1110
Meyer Plumbing LLC 920-894-8444

Printing / Signs

Zander Press Inc. 920-756-2222


Real Estate

Premier Properties Realty, LLC 920-980-4477
Thiel Real Estate 920-849-2222

Windows

Pella Windows & Doors of WI 920-435-3791

Your project.
OUR EXPERTISE.



With nearly 100 years in business, it's rare to come across an application that we haven't already solved and designed a robust installation for. Factory-mulled combinations help save you time on the jobsite & made just for your remodel or new construction project.



Pella Windows & Doors of Wisconsin

PELLA WINDOW & DOOR SHOWROOM

500 Pilgrim Way, Green Bay | 920.435.3791 | pellawi.com

5 THINGS TO CONSIDER WHEN CHOOSING A CUSTOM HOME BUILDER

1. DESIGN GUIDANCE
2. TRUSTING RELATIONSHIP
3. CONTINUAL COMMUNICATION
4. EXPERIENCED CRAFTSMANSHIP
5. QUALITY PRODUCTS

**CHRISTEL
AND
HEIBERGER**
EST. BUILDERS INC. 1982



NEW HOMES - REMODELING - ADDITIONS



All the Buzz About Electronic Doorbells



Homes with technology features are prevalent now more than ever. From large appliances to smaller gadgets that connect to your mobile device, there are plenty of opportunities to stay connected to the activity in your home. One key home accessory gaining in popularity is electronic doorbells. These devices can be personalized to fit your needs and have a variety of features. To help you figure out what the buzz is about and decide if a new doorbell is right for you, consider the following.

Wired vs. Wireless

The two main types of electronic doorbells are wired or wireless. The most common doorbell is wired, which is connected to your home's electrical system. A wired doorbell doesn't require batteries, has a potentially longer life span and has a clear and dependable sound. A wireless doorbell doesn't have to be connected to your home's electrical system making it easy to install, flexible with placement near your door and requires batteries.

Mobile App Accessibility

If you want a doorbell that connects to your mobile device, you should consider purchasing a "smart" doorbell. This device connects to your home WiFi and is available for both wired and wireless doorbells. Home owners can also view what's happening at their front door step via video through a mobile app. Most smart doorbell apps can be customized to send alerts to notify you of activity at your front door.

Type of Material

Wired and wireless doorbells are available in standard sizes and neutral colors. If you like your current doorbell cover and would like to keep it, make sure to select a doorbell that will fit. Covers are available at hardware stores to help personalize your doorbell and are available in all shapes, colors and sizes.

Sound and Video Quality

You can customize both wired and wireless sounds to play chimes, music or even spoken words. The sound quality for these electronic based doorbells is generally good. You may want to take a closer look at the sound range capabilities depending upon the size of your home. The density of your walls (like stone) may interfere with wireless signals so you may opt for a wired doorbell. When it comes to video features, it is best to compare image resolution and field of view capabilities. The higher the resolution the better the video quality and some cameras only capture what is directly in front and no side views.

Special Features

Both wired and wireless doorbells have options for features that can improve your home comfort. For example, some models have flashing alerts for hearing impaired individuals or motion sensors to alert you to movement or sound outside your door. Since your doorbell may have to endure the elements, double check to make sure the device you select is weatherproof.

For more information on how to outfit your home with the latest technology, visit www.midshoreshomebuilders.com.



Trucking • Excavating • Field Drainage

Gravel Trucks Available

Delivery Available on Top Soil, Sand & Gravel

- Basement Excavating
- Driveways
- Perc Test
- Septic Systems
- Driveway Grading
- Building Site Prep
- Parking Lots
- Field Tile Installation & Repair
- Farm Drainage, Waterway Restoration & Fence Line Removal



Plowing in up to 18" field tile using GPS Technology

COMMERCIAL • AGRICULTURAL • RESIDENTIAL
N10575 Cty. G., New Holstein
920-898-5980 • eric@ghexcavating.com
www.ghexcavating.com



THIEL

REAL ESTATE

Real Estate • Auctions • Appraisals

23. W. Main St. • P.O. Box 221
Chilton, WI 53014

Phone: 920-849-2222 • Fax: 920-849-2270
www.thielrealestate.com
www.thielandthielauctions.com

*In the Real Estate
and Auction Business
FULL TIME
Since 1919*

*Buying or Selling —
Call Today!*

C&R

Pumpers, Inc.

• Portable Toilet Rentals •

23 W. Main Street | PO Box 319 | Chilton, WI 53014

(920) 849-7604 | 1-800-513-2860



VANDE HEY BRANTMEIER AUTOMOTIVE GROUP



Chilton, WI • (920) 849-9331 and (920) 849-9301

Joanne O'Connell
Mortgage Loan Officer
NMLS # 442085



Suzanne Hostettler
VP Mortgage Loan Officer
NMLS # 637885



MEET OUR MORTGAGE LENDING TEAM

**EXCEPTIONAL CUSTOMER SERVICE IS
JUST THE BEGINNING!**

Great Rates - Free Preapproval
Purchase, Refinance & Construction Financing
Fixed & Adjustable Rates
Home Equity Loans & Lines of Credit

STATE BANK of CHILTON

A trusted partner since 1891



www.statebankofchilton.com - (866) 742-2823
Chilton - Brillion - Brookfield - Sherwood - Stockbridge



Dave & Jean Amel

920.980.6222



www.TheAmelTeam.com



A Solid Reputation Built on Trust



N7640 County Road WH, Fond du Lac, WI

(920) 322-1104

Mike@Karr-BachBuilders.com
www.karr-bachbuilders.com

Weber Well Drilling Inc.

SINCE 1937

Serving this area over 75 years

RESIDENTIAL • INDUSTRIAL • FARM

PUMP SALES & SERVICE

Fully Licensed – Permit #99

*New Installations, Repairs and Upgrades
Inspections and Water Sampling
Free Estimates • Fully Insured
Well Abandonment*

Chilton – 849-2400

N2253 Cty Rd G • Chilton

www.weberwell.com



macco's
Floor Covering Center
maccosflooring.com

Appleton • Green Bay • Marinette • Sheboygan
Sturgeon Bay • Wausau

SILICA

For Your Home

FOND DU LAC | BEAVER DAM | WATERTOWN
shopsilica.com

WHY SILICA?

Service What We Sell

Professional Delivery Team

Century of Sales Expertise

Over 1,000 5 Star Reviews

Since 1922 Silica For Your Home has been THE leader in the appliance, electronics, furniture & bedding industry. Visit our showrooms in Fond du Lac, Beaver Dam, and Watertown, and let us make your dream home come true!

WE OFFER:

- 4th Generation Family Owned and Operated
- The Areas Largest Selection and Showroom
- Financing Store-Wide
- Full Smart Home Electronics Installation & Wiring
- In Home Design Consultations
- Five Year Extended Protection Plans

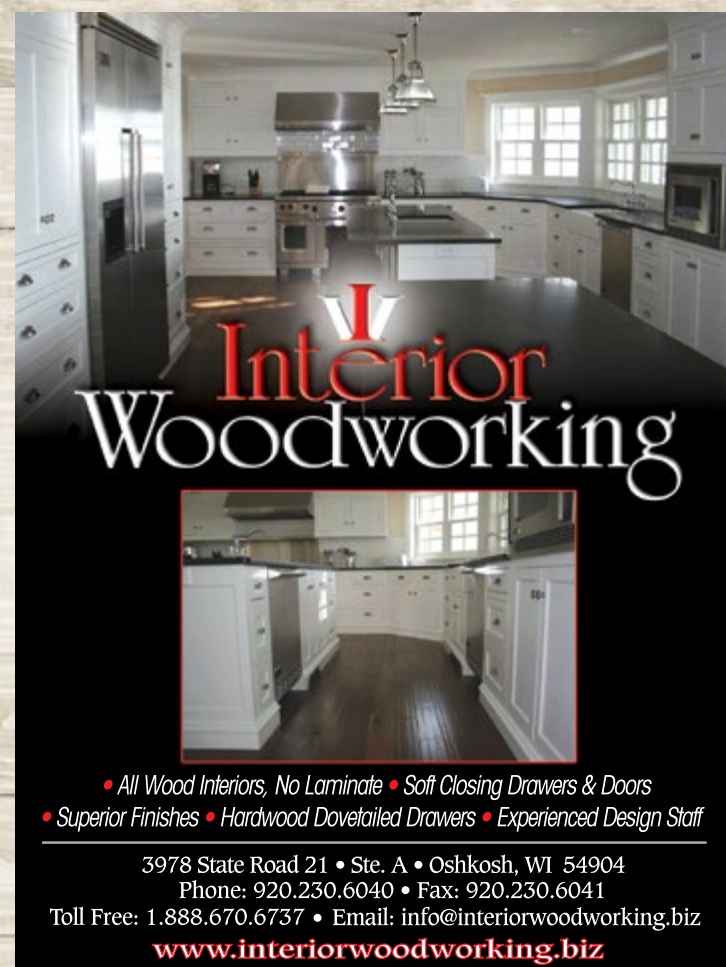
CONTACT US FOR MORE INFORMATION:

www.shopsilica.com 920-929-0126

Design 4 Style

ARCHITECTURAL
& INTERIOR DESIGN

www.design4style.com
262.483.6845

Interior Woodworking

- All Wood Interiors, No Laminate
- Soft Closing Drawers & Doors
- Superior Finishes
- Hardwood Dovetailed Drawers
- Experienced Design Staff

3978 State Road 21 • Ste. A • Oshkosh, WI 54904
Phone: 920.230.6040 • Fax: 920.230.6041
Toll Free: 1.888.670.6737 • Email: info@interiorwoodworking.biz
www.interiorwoodworking.biz

DOES YOUR HOME NEED A MAKEOVER?

Discover loan options for your dream space.



Premier Financial
Credit Union

Visit www.yourpfcu.com or call today to get started with a local loan specialist!

www.yourpfcu.com
920.898.4232 • 1.877.891.4232

MEMBERSHIP ELIGIBILITY REQUIRED | ALL LOANS SUBJECT TO CREDIT APPROVAL | CREDIT UNION NMLSR ID# 705211
EQUAL HOUSING OPPORTUNITY | PREMIER FINANCIAL CREDIT UNION IS FEDERALLY INSURED BY NCUA

Proud designers and publishers of the

MSHBA 2024 Home Planning Guide

920.756.2222 | fax 920.756.2701
425 W Ryan Street | Brillion, WI 54110
www.zanderpressinc.com

NEW! Flatbed UV Raised Printing
Logo Design
Brochures
Web Design
Signs & Vinyl Decals
Letterhead
Envelopes
Folders
Invoices
Postcards
Banners
Mailings and Much More!

Zander Press Inc.



Quest INTERIORS
Flooring, Cabinetry, Countertops

Most Countertops Installed Next Week & Completed in One Day!



62 N. Rolling Meadows Dr.
Fond du Lac, WI 54937
(920) 922-2006

1705 S Washburn St.
Oshkosh, WI 54904
(920) 233-3200

Precision is the New Standard



PRECISION

FLOORS & DECOR

CARPET
TILE
HARDWOOD

LUXURY VINYL
COUNTERTOPS
WINDOW TREATMENTS

Why Precision?

Trained/Certified Design Team
Skilled In-House Technicians
Professional Measuring Software
Installation Backed Warranty

24 S HIGHLAND AVE, PLYMOUTH | (920) 400-1123
4716 EXPO DRIVE, MANITOWOC | (920) 686-0959

5 Ways to Make Small Rooms Look Larger

Only some homes have grand foyers, great rooms and huge living areas. More often, homes have at least one small room. Home owners can enjoy smaller spaces and make them look larger with the right design approach. You can create the illusion of space with simple modifications to a small room, such as adding natural light or selecting multifunctional furniture. To get started, consider the following design tips.

Declutter Your Space. The best place to start is by taking stock of the items in the room. You may be surprised by how much space you have. Start by decluttering your space. For example, experts recommend sorting things into keep, put away, recycle or trash, and donate piles. This technique can help you organize and simplify your space. Simplicity is critical for making any room look bigger.

Utilize Multifunctional Pieces. Once you've removed some items from a small room, think about what furniture or objects in the room can serve a dual purpose. For example, furniture such as benches, ottomans and coffee tables may come equipped with storage solutions. Hidden storage makes a room feel more spacious without removing any frequently used items.

Take Advantage of Reflections. A strategically placed mirror can visually expand your space. If a small area has a window, set the mirror near it. The trick is ensuring natural light reflects off the mirror to make the room look large and inviting.

Frame Your Windows. Lighter, neutral colors work best for window drapes in small rooms. Heavy drapes make small spaces appear smaller. To achieve the opposite effect, try adding sheer drapes to the room. As a result, natural light will shine in, and you will maintain some privacy in the room. Choose a vertical pattern, such as stripes, if you want interior window treatments with some pizzazz. The stripes will draw your eyes upward and make the ceilings look higher.

Incorporate a Couple of Large Items. It may seem contradictory, but you don't need small items in a small space. It may make the room look full of miniatures. Instead, try adding one or two large pieces. However, there is some design strategy involved in an oversized item selection. For example, choose a low-profile sofa to exaggerate the distance between the couch and the ceiling. Low-profile furniture will make the walls appear elongated.

For more information on design trends, visit www.midshoreshomebuilders.com.



\$2000 tax credit***

on qualified models
& installation

THE MOST EFFICIENT EPA-Certified Stick Wood Burning Appliances*

Keep your house as warm as you want and eliminate your oil, gas or electric heat bill.



**CLASSIC
EDGE™**

TITANIUM HDX
Outdoor Wood Furnaces

UP TO
**\$2000
TAX CREDIT*****
On qualifying models and installation

***US Internal Revenue Code Sec. 25(C) effective Jan. 1, 2023, for heating a residence. For models that qualify and for more details visit CentralBoiler.com. Consult a tax professional with any questions.



CLASSIC EDGE 360
TITANIUM HDX

Overall Efficiency (LHV) - 88.4%*
Overall Efficiency (HHV) - 82.2%*
Mfr's Rated Heat Output Capacity -
150,000 Btu/hr
Heat Output (12 hr) - 66,894 Btu/hr

EPA Certified for residential use
Firebox Volume - 10 cubic ft
Firebox Dimensions - 28"L x 29"H x 21"W
Door - 16"W x 16"H
Ash Cleanout Door - 18"W x 9"H
Water Capacity - 150 gal.
Weight - 1,365 lbs
One set of 1-1/4" Supply and Return Ports**
**Can be configured for two pumps.

Furnace Options and Accessories:
• LED Light Kits
• Pump Panel Extension Kit



CLASSIC EDGE 560
TITANIUM HDX

Overall Efficiency (LHV) - 90.2%*
Overall Efficiency (HHV) - 83.8%*
Mfr's Rated Heat Output Capacity -
200,000 Btu/hr
Heat Output (12 hr) - 92,417 Btu/hr

EPA Certified for residential use
Firebox Volume - 14 cubic ft
Firebox Dimensions - 33"L x 32"H x 23"W
Door - 18"W x 18"H
Ash Cleanout Door - 18"W x 9"H
Water Capacity - 205 gal.
Weight - 1,668 lbs
One set of 1-1/4" Supply and Return Ports**
**Can be configured for two pumps.
Bypass Door and Alarm

Furnace Options and Accessories:
• LED Light Kits
• Pump Panel Extension Kit



CLASSIC EDGE 760
TITANIUM HDX

Overall Efficiency (LHV) - 89.8%*
Overall Efficiency (HHV) - 83.4%*
Mfr's Rated Heat Output Capacity -
245,000 Btu/hr
Heat Output (12 hr) - 146,686 Btu/hr

EPA Certified for residential use
Firebox Volume - 23 cubic ft
Firebox Dimensions - 37"L x 44"H x 26"W
Door - 21"W x 25"H
Ash Cleanout Door - 19"W x 11"H
Water Capacity - 330 gal.
Weight - 2,036 lbs
One set of 1-1/4" Supply and Return Ports
Two sets of 3/4" Supply and Return Ports
Bypass Door and Alarm

Furnace Options and Accessories:
• LED Light Kits



CLASSIC EDGE 960
TITANIUM HDX

Overall Efficiency (LHV) - 92.1%*
Overall Efficiency (HHV) - 85.6%*
Mfr's Rated Heat Output Capacity -
400,000 Btu/hr
Heat Output (12 hr) - 212,957 Btu/hr

EPA Certified for residential use
Firebox Volume - 32 cubic ft
Firebox Dimensions - 42.75"L x 43.5"H x 31.5"W
Door - 22.75"W x 28.75"H
Ash Cleanout Door - 20"W x 11"H
Water Capacity - 420 gal.
Weight - 2,714 lbs
One set of 1-1/4" Supply and Return Ports
Two sets of 3/4" Supply and Return Ports
Bypass Door and Alarm

Furnace Options and Accessories:
• LED Light Kits

*Test efficiencies are available on Central Boiler website. Classic Edge HDX models are U.S. EPA Step 2 Certified.

Call Dealer for Pricing

6-Month or **10.99%**
Same-As-Cash¹ for up to 12 Years²

See back page for financing details and other important information.

- **Easy to maintain** - firebox design and heat exchanger system make for easy maintenance and cleaning.
- **Easy to operate** - FireStar combustion controller takes the guesswork out of operating.
- **Monitor your furnace anywhere** - FireStar combustion controller with onboard Wi-Fi keeps you in constant contact with your Central Boiler furnace if you're away. FireStar can even send you reminders such as when to add wood.



CLASSIC™
TITANIUM

"We set our thermostat at 75° F
and have not bought any fuel
oil since we installed our Central
Boiler furnace four years ago."

As the outdoor wood furnace that set the standard for quality and revolutionized the industry, the Classic is the perfect choice for heating your business, shop, barn and more. Check with your local Central Boiler dealer today.
In the U.S., the Classic is for non-residential applications only.

Models start at
Call for \$

1 year or **6.99%** or **9.99%**
same as cash¹ for five years² for twelve years³



CL 4030

Heat Transfer Area - 52 sq ft
Door - 20"W x 20"H
Firebox - 40"L x 30"H x 26"W
Water Capacity - 140 gal.
Weight - 1,140 lbs

CL 5036

Heat Transfer Area - 74 sq ft
Door - 23"W x 23"H
Firebox - 50"L x 36"H x 30"W
Water Capacity - 196 gal.
Weight - 1,492 lbs

CL 6048

Heat Transfer Area - 119 sq ft
Door - 23"W x 31"H
Firebox - 60"L x 48"H x 36"W
Water Capacity - 393 gal.
Weight - 2,140 lbs

CL 7260

Heat Transfer Area - 179 sq ft
Door - 30"W x 40"H
Firebox - 72"L x 60"H x 40"W
Water Capacity - 764 gal.
Weight - 3,336 lbs

MAXIM™

Outdoor Wood Pellet & Corn Furnace

Freedom to do more - With a Maxim outdoor wood pellet and corn furnace, you'll have more time because of the large integrated hopper and extended burn times.



Maxim M255 PE

Door - 15.5"W x 13.5"H
Water Capacity - 90 gal.
Weight - 1,310 lbs
Hopper Capacity - 11 Bushel (600 lbs)
FireStar Combustion Controller

Models start at
Call for \$

NOTE: The Maxim M255 PE is for non-residential use only when using wood pellets as a fuel source.

Save off the MSRP of select in-stock Central Boiler outdoor furnace models at participating dealers only. See dealer for details. ¹At participating US dealers only. Loans provided by EnerBank USA, Member FDIC, (1245 Brickyard Rd., Ste. 600, Salt Lake City, UT 84106) on approved credit, for a limited time. Repayment terms vary from 24 to 132 months. Interest waived if repaid in 365 days. 17.99% fixed APR, effective as of July 2021, subject to change. Interest starts accruing when the loan closes. ²At participating US dealers only. Loans provided by EnerBank USA, Member FDIC, (1245 Brickyard Rd., Ste. 600, Salt Lake City, UT 84106) on approved credit, for a limited time. Repayment term is 60 months. 6.99% fixed APR, effective as of July 2021. Minimum loan amounts apply. The first monthly payment will be due 30 days after the loan closes. ³At participating US dealers only. Loans provided by EnerBank USA, Member FDIC, (1245 Brickyard Rd., Ste. 600, Salt Lake City, UT 84106) on approved credit, for a limited time. Repayment term is 144 months. 9.99% fixed APR. Minimum loan amounts apply. Actual loan term may be shorter if less than the full approved loan amount is used. The first monthly payment will be due 150 days from the date of application and monthly thereafter.

K&J Construction and Design LLC
Phone # 920-849-8811 E-mail: kjconstruction@bugnet.net
Website: kjconstructionowhh.com
Office located @ 475 Tower View Drive, Chilton
"New subdivision located on the west side of the road,
off State Road 57 prior to leaving city limits"



CentralBoiler.com



Our Experience.
Your Signature.



YOUR DREAMS ARE CUSTOM.

YOUR CABINETRY SHOULD BE TOO.

From new construction to remodeling, our designers meet your visions with cabinetry that is as custom as your life.

 valleycabinetinc.com
  De Pere | Germantown
Neenah | Sturgeon Bay
  920.336.3174

Your First Choice For Quality Home Comfort.



SERVICE EXCELLENCE

HIGH QUALITY

At Carrier we deliver quality and energy efficiency. Because Carrier® systems are reliable and so accurately installed by a network of independent contractors, our products are backed by a 10-year parts limited warranty.*

Discover your comfort solutions by contacting a Carrier expert today.



turn to the experts

©Carrier Corporation 12/2016.

**Fuhrmann Plumbing,
Heating & Cooling Inc.**

304 E. Water St. • Brillion • 920-756-3277
www.fuhrmannheating.com






MP#1295490

*Upon timely registration.



PRANGE ELECTRIC, LLC
920-453-8523 | Prange1Electric@gmail.com

- MASTER ELECTRICIAN CERTIFICATION
- RESIDENTIAL-NEW CONSTRUCTION/REMODEL
 - COMMERCIAL
 - SERVICE UPGRADES

*Lighting up Sheboygan, Manitowoc,
& Calumet counties... and beyond!*

SHAUN PRANGE, OWNER/PRESIDENT
KIEL, WI



Great Midwest Bank
Since 1935 – Simply... Local.

Buy
Build
Renovate
Refinance



Kathy Baganz
Branch Manager/Loan Officer
(920) 849-9382
k.baganz@greatmidwestbank.com

NMLS# 1600512

CHILTON BRANCH

www.greatmidwestbank.com




**Foam
Pros**

Spray Foam Specialists

Randy Schmitz
Kevin Schmitz

920-849-8811

2foampros@gmail.com

475 Tower View Drive
Chilton, WI 53014



NEW HOMES • REMODELS • SERVICE • COMMERCIAL



**DITTER
PLUMBING**

NEW HOLSTEIN, WI
920-898-4192

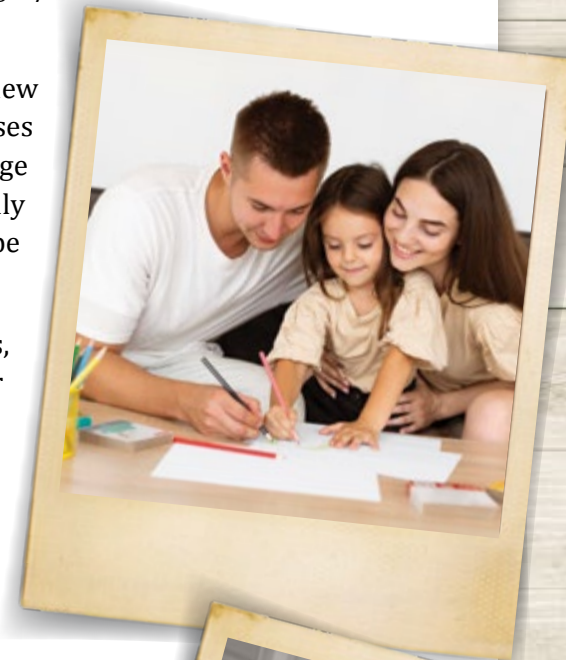
How to Be Prepared if Disaster Strikes

Severe weather that damages homes and displaces residents can happen at any time. Planning before disaster strikes helps people stay safe and limit property damage. Don't wait until the forecast calls for severe weather because you may not have enough time to prepare.

Here are several tips to help you and your family plan for emergencies.

- **Know the Type of Risk in Your Area.** Most communities face specific types of hazards. It is essential to learn the risks specific to your home and how to assess them if you are away from home. Also, states and localities have emergency alert systems to notify residents should dangerous weather start to approach their area. Visit ready.gov/ alerts to learn more about the types of notifications available.
- **Check Your Home Owners Insurance Policy.** You must review your insurance policies to make sure you are covered for losses incurred as a result of a natural disaster or brutal storm. Damage caused by flooding, earthquakes and hurricanes is generally not covered by your regular homeowner's policy but can be purchased separately.
- **Create a Family Emergency Plan.** When harsh weather hits, you should have a plan to stay connected with your family or loved ones. Ready.gov recommends putting a communication plan together with your family to know how to contact one another and reconnect if separated. Experts suggest choosing a family meeting place that is familiar and easy to find.
- **Assemble a Disaster Kit.** An emergency supply kit will help you and your family with natural disasters. You may lose power or need to evacuate your area, so it is vital to have essential items on hand. Your kit should contain basic items such as water, food, a flashlight, a first aid kit, and a whistle to signal for help. Consider what unique items you may need for your family, such as supplies for seniors or pets. For additional ideas on creating an emergency supply kit, visit ready.gov.

Taking these steps can help keep you and your family safe. For more disaster resiliency tips for you and your home, visit www.midshorehomebuilders.com.




Over 20 years of experience and ready to serve you!!

Construction and Design LLC


475 Tower View Drive
Chilton, WI 53014

**Custom
Quality
Craftsmanship!**

920-849-8811



**KRAUS
CONSTRUCTION**



Mark Schad
510 Belitz Drive, Kiel

920-894-7008
www.krausconstruction.biz

KRUEGER
Electric & Refrig. Inc.

Agriculture • Residential • Commercial
Underground Trenching • Ground Locating Service
LED Lights - Design & Install

– Full Service Electric Motor Repair –
– Leeson Motor Dealer – Generac Generators –

N1455 Hwy. PP • Brillion, WI 54110
P: 920-756-2852
F: 920-524-2068
E: mail@kruegerelect.com
Jared 920-418-1080
Nick 920-905-0881

OVERHEAD SOLUTIONS
YOUR MOST TRUSTED, LOCAL, HOME EXTERIOR CONTRACTOR



**PROUDLY SERVING
OUR COMMUNITY SINCE 2010**

- MORE THAN 10,000+ ROOFS INSTALLED
- FAMILY OWNED AND OPERATED
- LIFETIME WORKMANSHIP WARRANTIES
- COUNTLESS 5 STAR REVIEWS!

GET A FREE ESTIMATE!

**CALL FOR A
FREE ESTIMATE** **(920) 490-9100**

Mid-Shores
HOME BUILDERS ASSOCIATION INC.

WHAT WE DO:

- ADVOCACY
- EDUCATION & SCHOLARSHIPS
- SUPPORT MEMBERS
- EMPOWER HOMEOWNERS




Scholarship Recipients

Find out more at
WWW.MIDSHORESHOMEBUILDERS.COM

**Mid-Shores
Home Builders
Association, Inc.**

BADGER
WELL DRILLING INC.
STATE LIC #6109

Dan Steffes - Owner

**HOME • FARM
COMMERCIAL**

WELLS

- New Construction
- Deepened
- Cleaned
- Chlorinated
- Abandonment
- Inspection & Code Repairs


PUMP

- New Installation
- Repaired
- Tank Replacement
- Air Charge
- Low Pressure
- Pump Replacement
- Water Analysis

www.badgerwelldrilling.com
920-753-2406

COMMITTED TO GENUINE
PERSONALIZED SERVICE

**REINL
ACCOUNTING Inc.**



292 E. Grand Street
P.O. Box 330
Chilton, WI 53014

Ph: 920-849-8848
Fx: 920-849-8849

www.reinlaccounting.com



Sunesta
AWNINGS & OUTDOOR COMFORT

Sunesta.com

SHADE-READY FOR THE
DOG DAYS
OF SUMMER!

FREE
Install & Motor
With your awning purchase

With this coupon.
Restrictions apply.
See store for details.
Expires October 31, 2024

WRIGHTWAY
EST 1977

Wrightway Home Improvements
235 West Scott Street • Fond du Lac, WI 54935
920.929.8999

Visit us at
WrightwayBuilt.com

Easy Payment Options

12 Months OR **5 or 10 Years**
No Interest & No Payments Monthly Payments & Low APR



**YOUR FOUNDATION
AND
FLATWORK
EXPERTS
SINCE 1976**

**CALL US FOR YOUR
CONCRETE NEEDS.
920-864-7624**

JANNETTE TRUCKING & EXCAVATING



*We're proud to serve you...
A family run business for 52 years!*

- Basements
- Bulldozing
- Excavating
- Trenching
- Trucking
- Driveways
- Concrete Removal
- Ditch Cleaning
- Sand & Gravel
- Ponds

David & Daniel Jannette 920-853-3454
W1414 Ortlepp Rd. Chilton

Meggers
Enterprise LLC
Plumbing Kiel, WI

Commercial - Residential - Service

Michael Hersey

535 Belitz Dr.

Kiel, WI 53042

Office: 920-894-1110

Cell: 920-254-3893

Email:

mike@meggerspumbing.com

Plumbing Credentials
MP 856415




3 Low-Cost Ways to Create Stunning Spaces

If you're growing tired of looking at the same-colored walls or clutter in the corners of a room, it might be time to refresh your interior design. Creating spaces in your home that are warm and inviting often do not require an extreme makeover. A few simple design adjustments with color or lighting can transform an ordinary room into a stunning space.

Consider the following three easy steps to elevate the interior design of your home without breaking the bank.

- 1. Add Accent Walls and Ceilings.** Accent walls and ceilings can take any room from ordinary to extraordinary with a small investment in paint or wall paper. Adding a contrasting wall color or using textured paint breaks the monotony of a room. Another option is hanging patterned wallpaper to bring vibrant character and style to a room. When selecting a wall accent for a room, experts recommend considering the room's purpose. The perfect color and material for your accented wall or ceiling depends on the mood you want to convey, access to natural light and the room's square footage.
- 2. Minimalist.** Minimalist designs are based on a "less is more" philosophy and rely on limited materials, natural light, and clean, simple lines. Decluttering the space is one of the first steps in achieving a minimalist design. To help manage what stays and what you should move to a different place, sort items by type and then put them away. Instead of a collection of clutter, choose a statement piece that reflects your style to change a room's look and feel instantly.
- 3. Lighting.** Lighting is an essential aspect of design, with the power to transform the entire ambiance of a space. Good lighting can make a room more functional, appealing, and flexible. For example, sunlight is a no-cost, natural way to enhance the interior space. If the room you're styling does not have substantive exposure to sunlight, try combining it with artificial light elements. A well-planned lighting scheme not only enhances the aesthetic appeal of a room but also has practical implications for functionality and safety.

For more information on home design trends, visit www.midshoreshomebuilders.com.





Looking for some Home Improvements?

Our showroom is fully stocked for the season...
and looking good!

*Come on in...
Let us remove the
stress from your home
shopping project!*

- Enjoy a low pressure, relaxed shopping experience
- See the most extensive, full-line furniture and mattress showroom in the area
- Full-line flooring department featuring the best in carpet, vinyl, LVP, and hardwood
- We professionally deliver and install everything that we sell!
- Complimentary space planning and interior design services

And don't forget...You'll still **ALWAYS** find
over **90 Recliners** or more on our Floor!

Chilton Furniture

Featuring Quality Home Furnishings Made in the USA!
Visit us online: www.chiltonfurniture.net
Hwys. 151 & 57 S | Chilton | 920.849.9023
HOURS: Mon., Tues., Fri. 9-5; Wed. & Thurs. 9-7; Sat. 9-3
Closed on Sunday to allow our staff to spend time with Faith and Family.



*Quality products at a fair price.
Service is second to none!*

920-853-3814

374 Main Street, Potter | office@potterbs.com

